
European Opinion Survey on Forest Protection

Norway, Sweden, Great Britain, Latvia, Poland, Slovakia, Czech Republic, France, Austria, Romania, Turkey, Greece.

results in percent

project P.B126.0302.P5.T:

telephone project research representative of the population of 12 european countries aged of 15 years and older; n= 6000 interviews, in February/March 2003, maximum statistical bias $\pm 1,30$ percent

PAGE 1



METHODOLOGY

This study has been conducted by market research institute by order of WWF.

The aim of this project was to get information about the attitude to forest protection in Europe. Therefore the study was conducted in 12 European countries, namely Norway, Sweden, Great Britain, Latvia, Poland, Slovakia, Czech Republic, France, Austria, Romania, Turkey and Greece.

Market conducted the fieldwork in Austria. The fieldwork of the other countries was conducted by national market research institutes - all of them obliged to the ESOMAR codex. The study was carried out in February/March 2003.

The target group was the population of the corresponding country aged 15 years and older. The sample size was 500 interviews in each country.

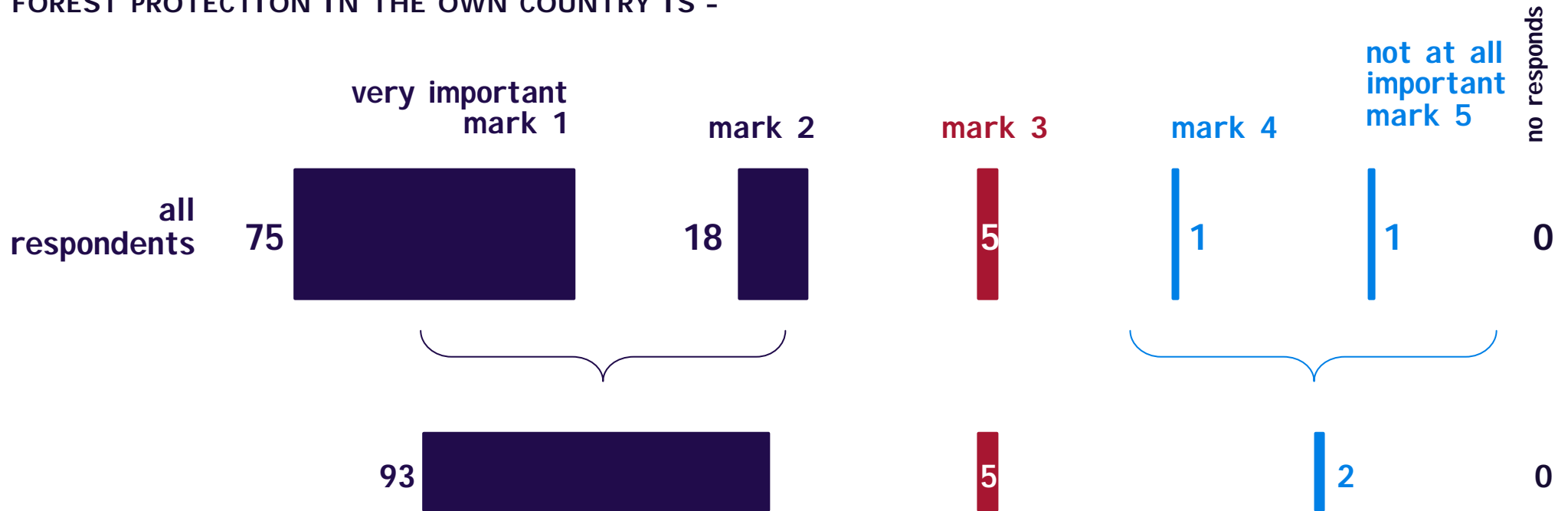
In most countries we took part in a telephone omnibus. In Romania, Turkey, Latvia and Slovakia the interviews had to be conducted face-to-face.

The following introduction was read at the beginning of an interview:
Worldwide, forests currently cover 3.9 billion hectares. This is about half of the original forest cover. On a global average 10% of the world's forests are currently protected. The following questions relate to your views on forests in your country.

PERSONAL IMPORTANCE OF FOREST PROTECTION

Question: How important is it for you that forests in your country are well protected (1= very, 5 = not at all)

FOREST PROTECTION IN THE OWN COUNTRY IS -



results in percent

project P.B126.0302.P5.T:

telephone project research representative of the population of 12 european countries aged of 15 years and older; n= 6000 interviews, in February/March 2003, maximum statistical bias \pm 1,30 percent

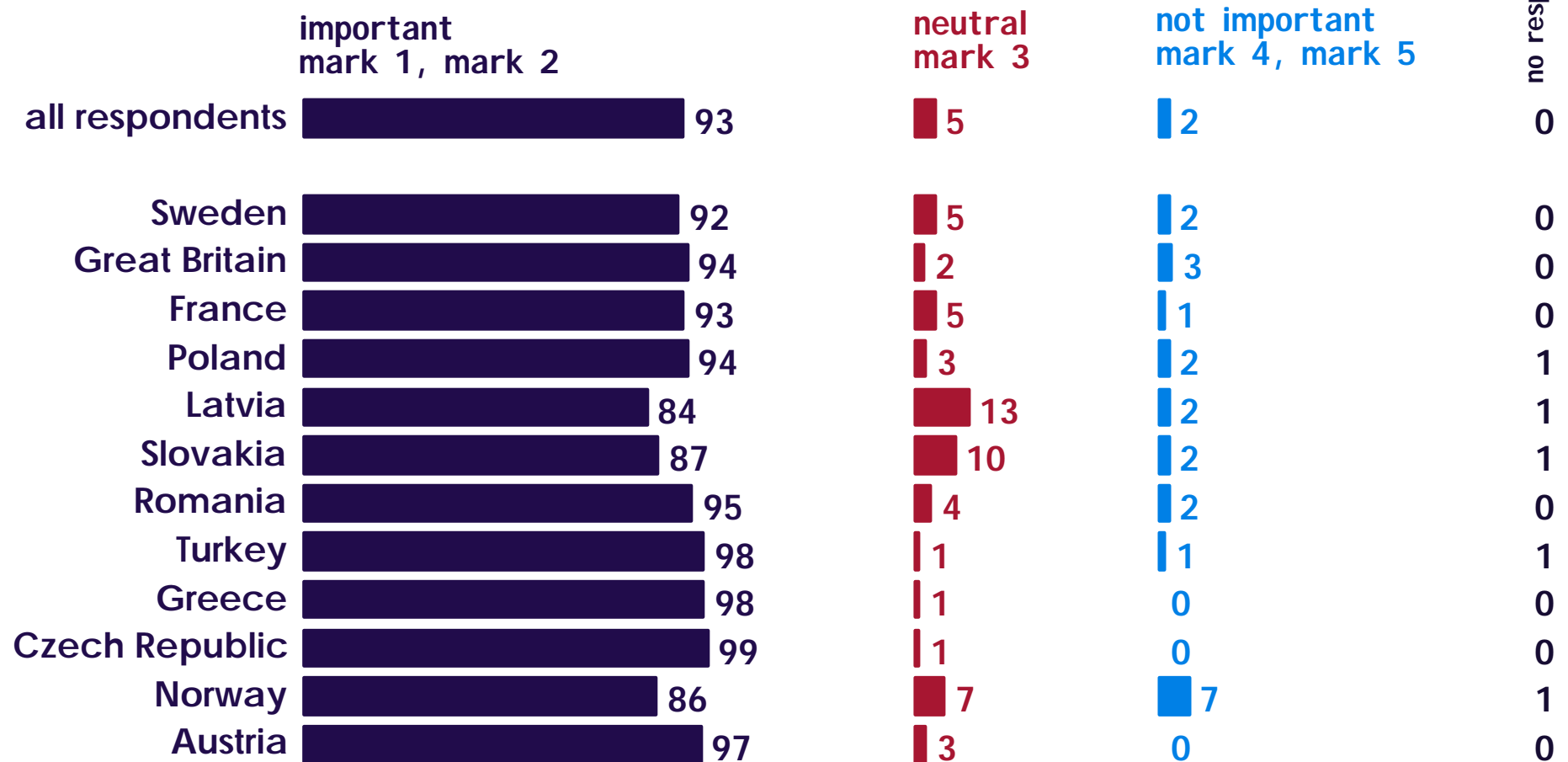
PAGE 3



PERSONAL IMPORTANCE OF FOREST PROTECTION

Question: How important is it for you that forests in your country are well protected (1= very, 5 = not at all)

FOREST PROTECTION IN THE OWN COUNTRY IS -



results in percent

project P.B126.0302.P5.T:

telephone project research representative of the population of 12 european countries aged of 15 years and older; n= 6000 interviews, in February/March 2003, maximum statistical bias \pm 1,30 percent

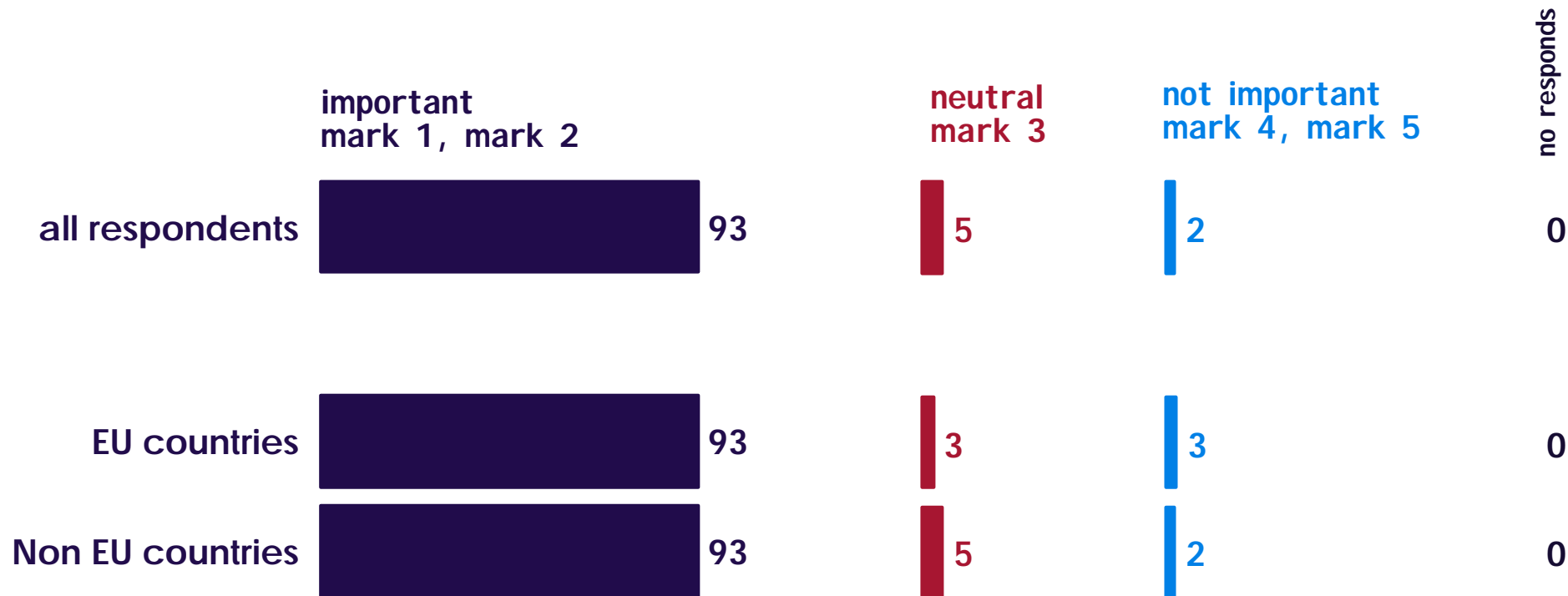
PAGE 4



PERSONAL IMPORTANCE OF FOREST PROTECTION

Question: How important is it for you that forests in your country are well protected (1= very, 5 = not at all)

FOREST PROTECTION IN THE OWN COUNTRY IS -



results in percent

project P.B126.0302.P5.T:

telephone project research representative of the population of 12 european countries aged of 15 years and older; n= 6000 interviews, in February/March 2003, maximum statistical bias $\pm 1,30$ percent

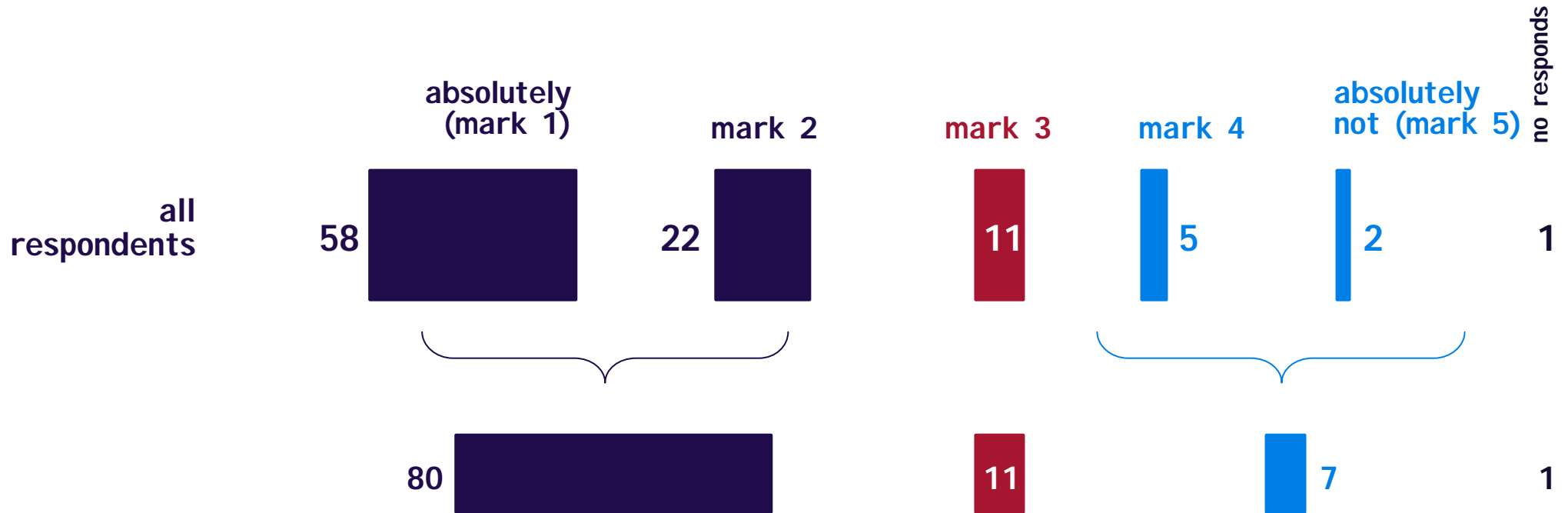
PAGE 5



MORE FOREST PROTECTION NEEDED

Question: Would you like to see MORE forests in your country protected through protected areas (such as National parks)? (1=absolutely, 5 = absolutely not)

MORE FORESTS IN THE OWN COUNTRY SHOULD BE PROTECTED -



results in percent

project P.B126.0302.P5.T:

telephone project research representative of the population of 12 european countries aged of 15 years and older; n= 6000 interviews, in February/March 2003, maximum statistical bias $\pm 1,30$ percent

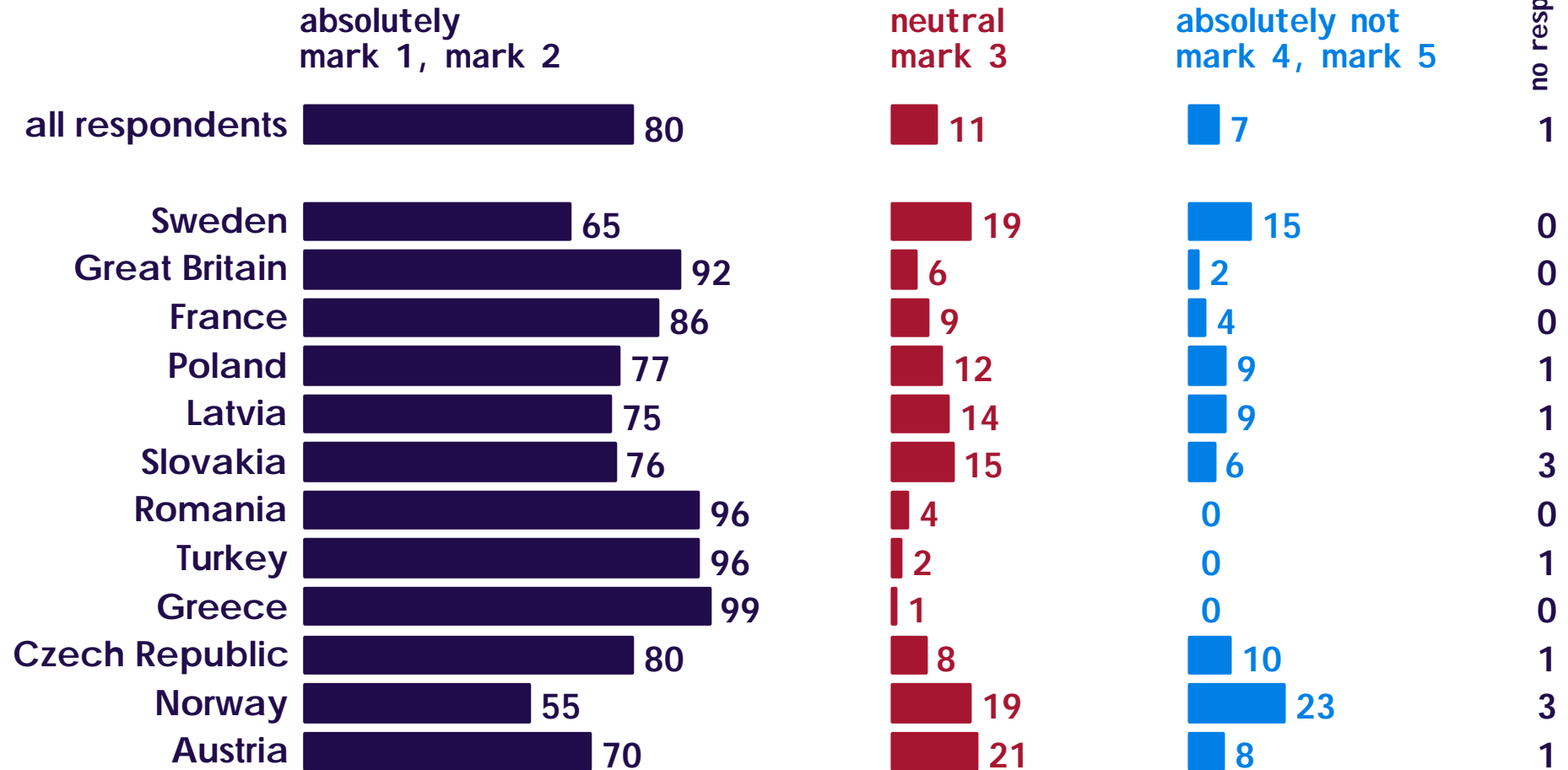
PAGE 6



MORE FOREST PROTECTION NEEDED

Question: Would you like to see MORE forests in your country protected through protected areas (such as National parks)? (1=absolutely, 5 = absolutely not)

MORE FORESTS IN THE OWN COUNTRY SHOULD BE PROTECTED -



results in percent

project P.B126.0302.P5.T:

telephone project research representative of the population of 12 european countries aged of 15 years and older; n= 6000 interviews, in February/March 2003, maximum statistical bias ± 1,30 percent

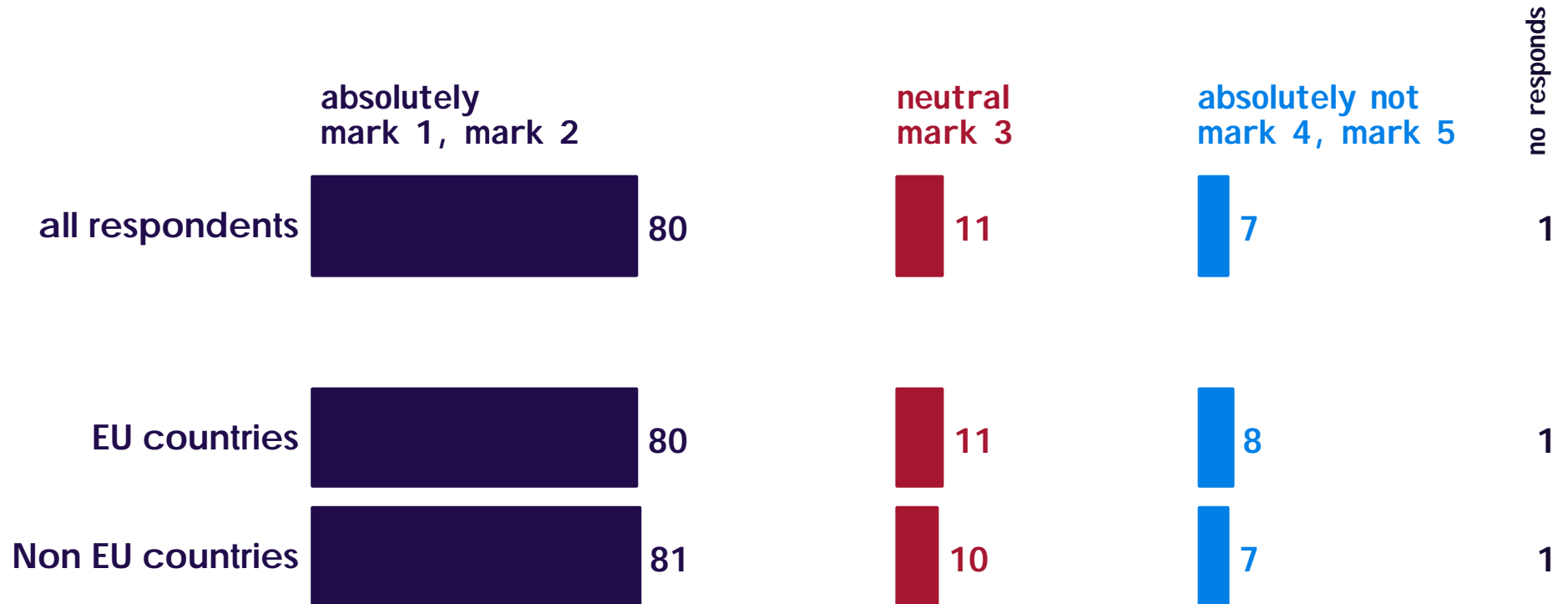
PAGE 7



MORE FOREST PROTECTION NEEDED

Question: Would you like to see MORE forests in your country protected through protected areas (such as National parks)? (1=absolutely, 5 = absolutely not)

MORE FORESTS IN THE OWN COUNTRY SHOULD BE PROTECTED -



results in percent

project P.B126.0302.P5.T:

telephone project research representative of the population of 12 european countries aged of 15 years and older; n= 6000 interviews, in February/March 2003, maximum statistical bias \pm 1,30 percent

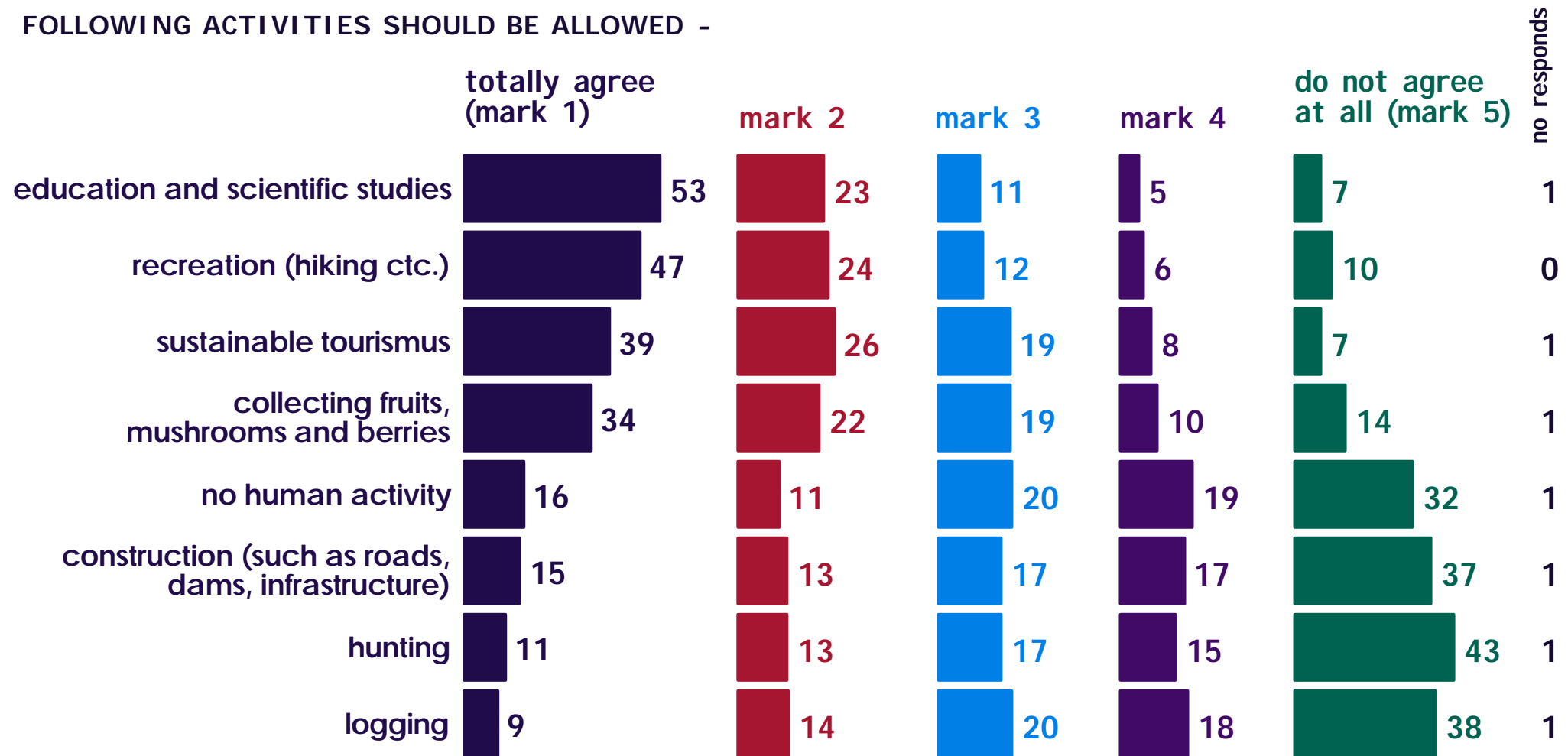
PAGE 8



ACTIVITIES TO BE ALLOWED IN FORESTS

Question: When you think of forests in protected areas (such as National parks) what activities should be allowed in your view (1 = totally agree, 5 = do not agree at all)

FOLLOWING ACTIVITIES SHOULD BE ALLOWED -



results in percent

project P.B126.0302.P5.T:

telephone project research representative of the population of 12 european countries aged of 15 years and older; n= 6000 interviews, in February/March 2003, maximum statistical bias \pm 1,30 percent

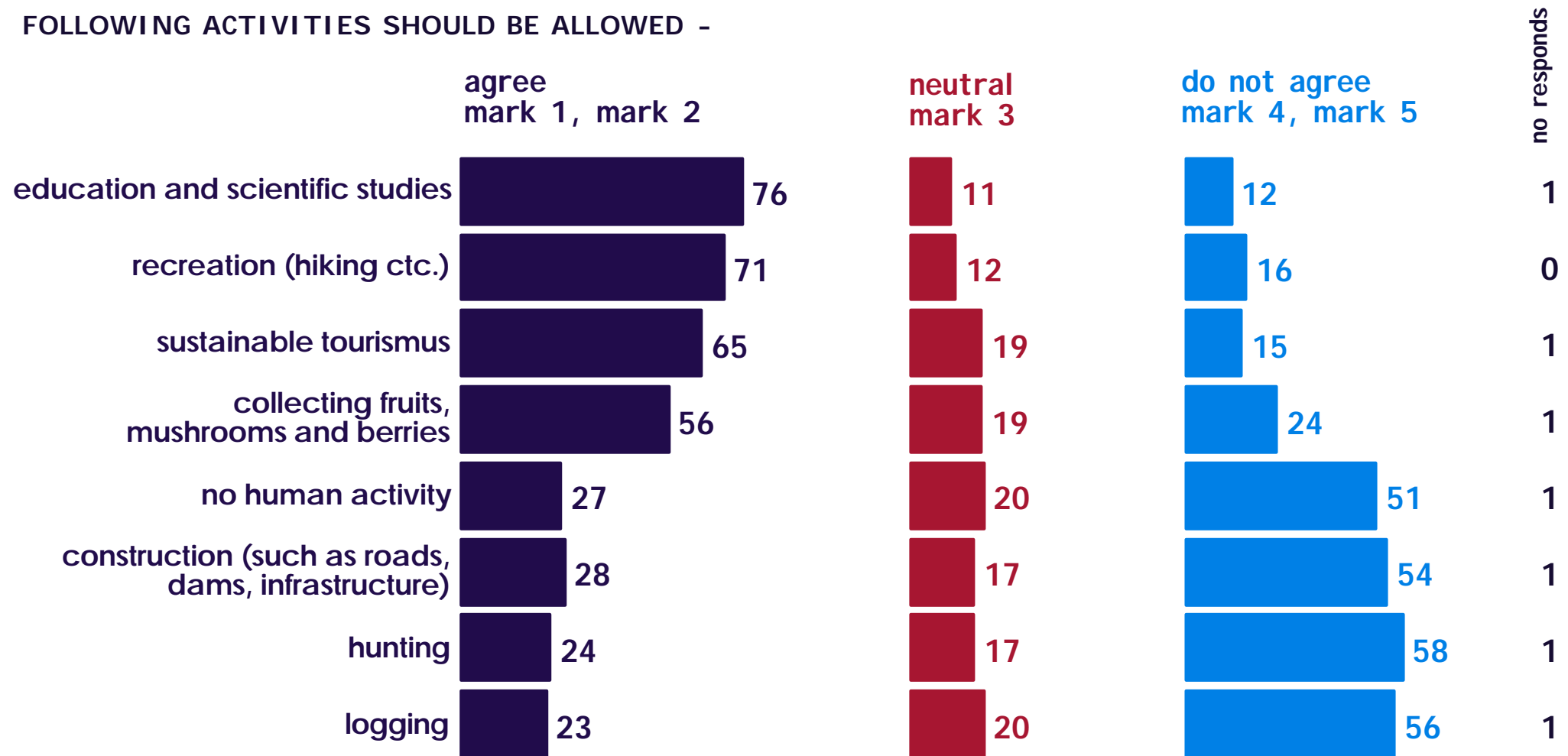
PAGE 9



ACTIVITIES TO BE ALLOWED IN FORESTS

Question: When you think of forests in protected areas (such as National parks) what activities should be allowed in your view (1 = totally agree, 5 = do not agree at all)

FOLLOWING ACTIVITIES SHOULD BE ALLOWED -



results in percent

project P.B126.0302.P5.T:

telephone project research representative of the population of 12 european countries aged of 15 years and older; n= 6000 interviews, in February/March 2003, maximum statistical bias \pm 1,30 percent

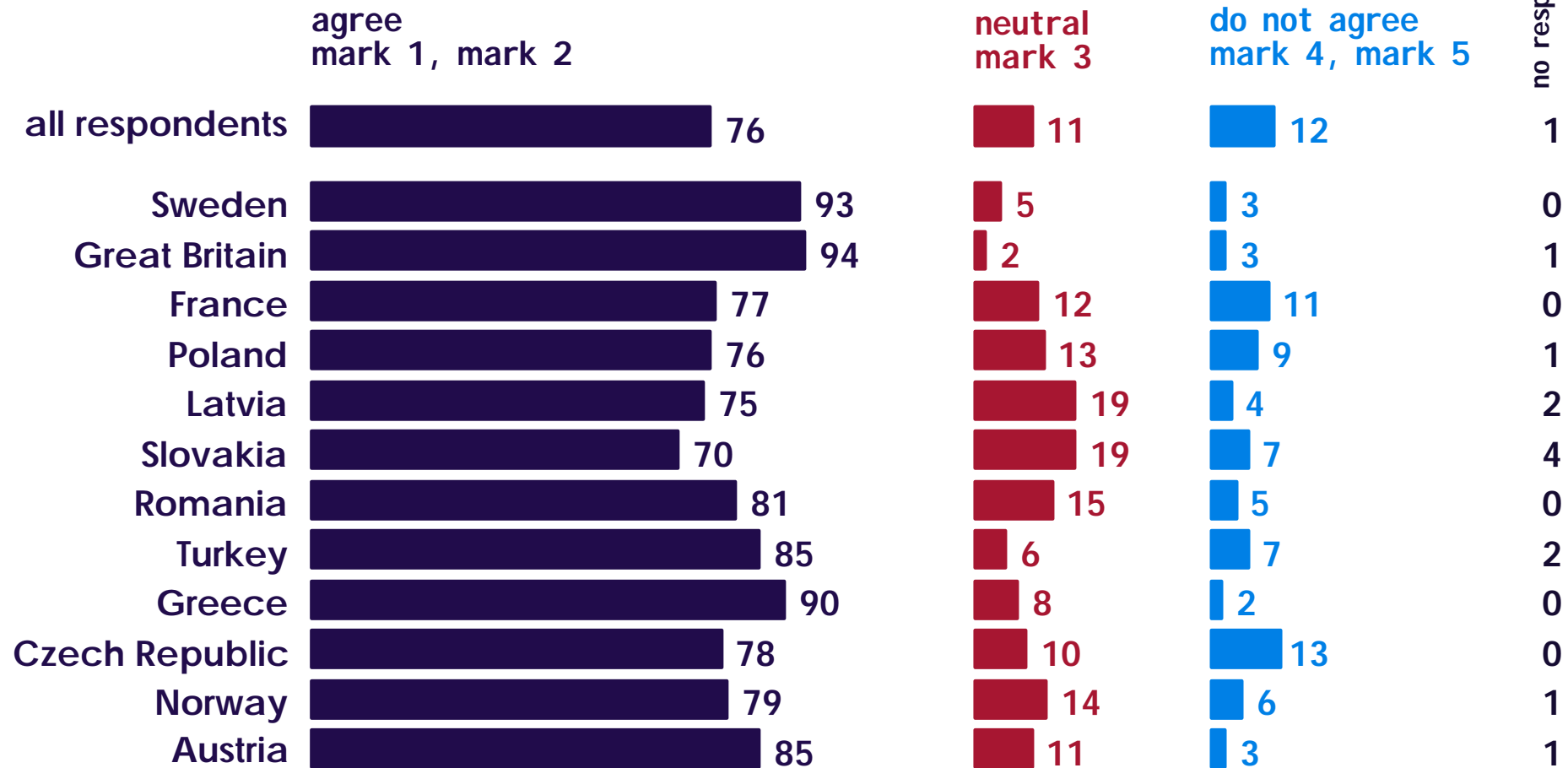
PAGE 10



ACTIVITIES TO BE ALLOWED IN FORESTS - EDUCATION AND SCIENTIFIC STUDIES

Question: When you think of forests in protected areas (such as National parks) what activities should be allowed in your view (1 = totally agree, 5 = do not agree at all)

EDUCATION AND SCIENTIFIC STUDIES SHOULD BE ALLOWED -



results in percent

project P.B126.0302.P5.T:

telephone project research representative of the population of 12 european countries aged of 15 years and older; n= 6000 interviews, in February/March 2003, maximum statistical bias ± 1,30 percent

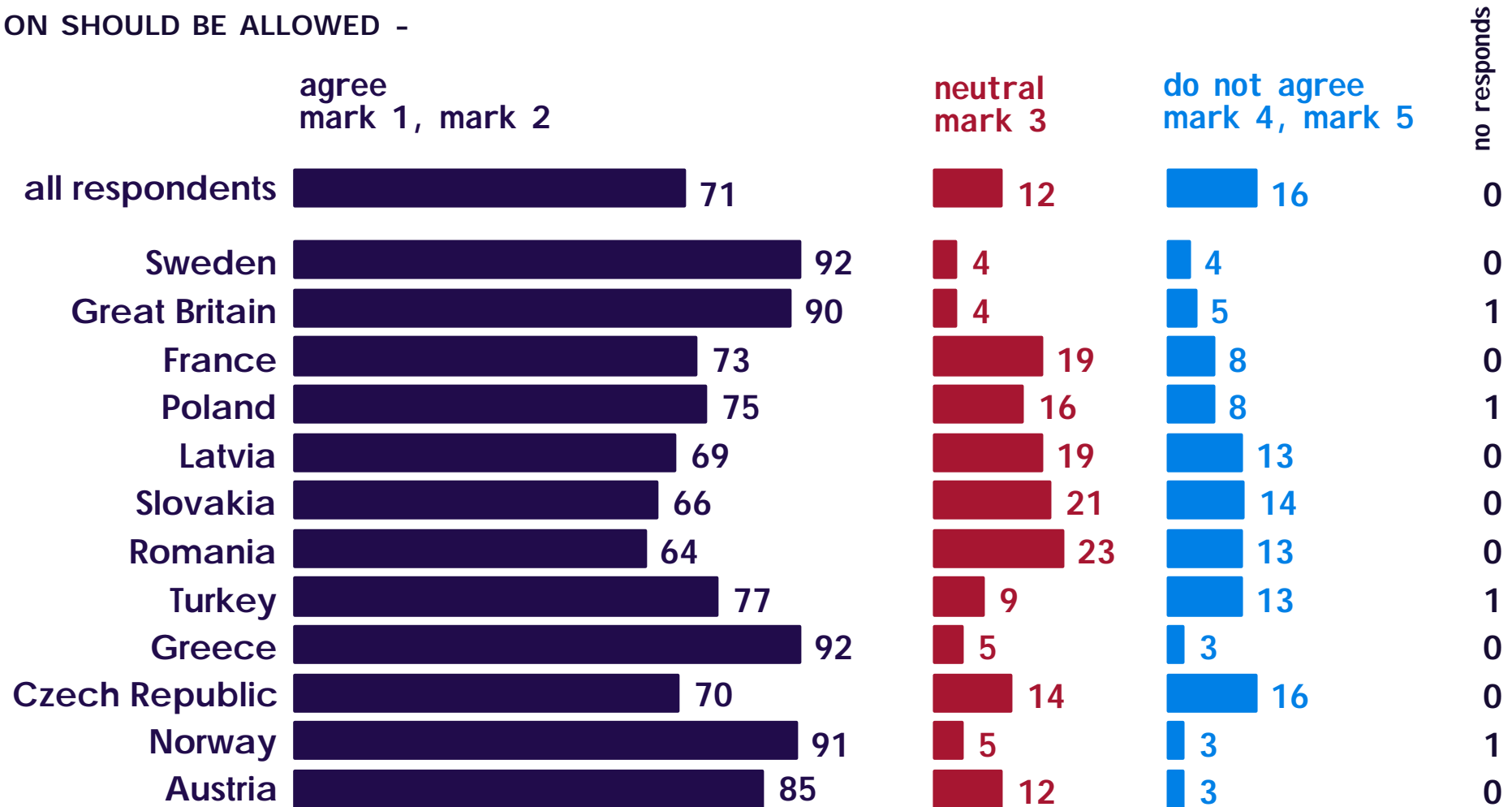
PAGE 11



ACTIVITIES TO BE ALLOWED IN FORESTS - RECREATION (HIKING ETC.)

Question: When you think of forests in protected areas (such as National parks) what activities should be allowed in your view (1 = totally agree, 5 = do not agree at all)

RECREATION SHOULD BE ALLOWED -



results in percent

project P.B126.0302.P5.T:

telephone project research representative of the population of 12 european countries aged of 15 years and older; n= 6000 interviews, in February/March 2003, maximum statistical bias \pm 1,30 percent

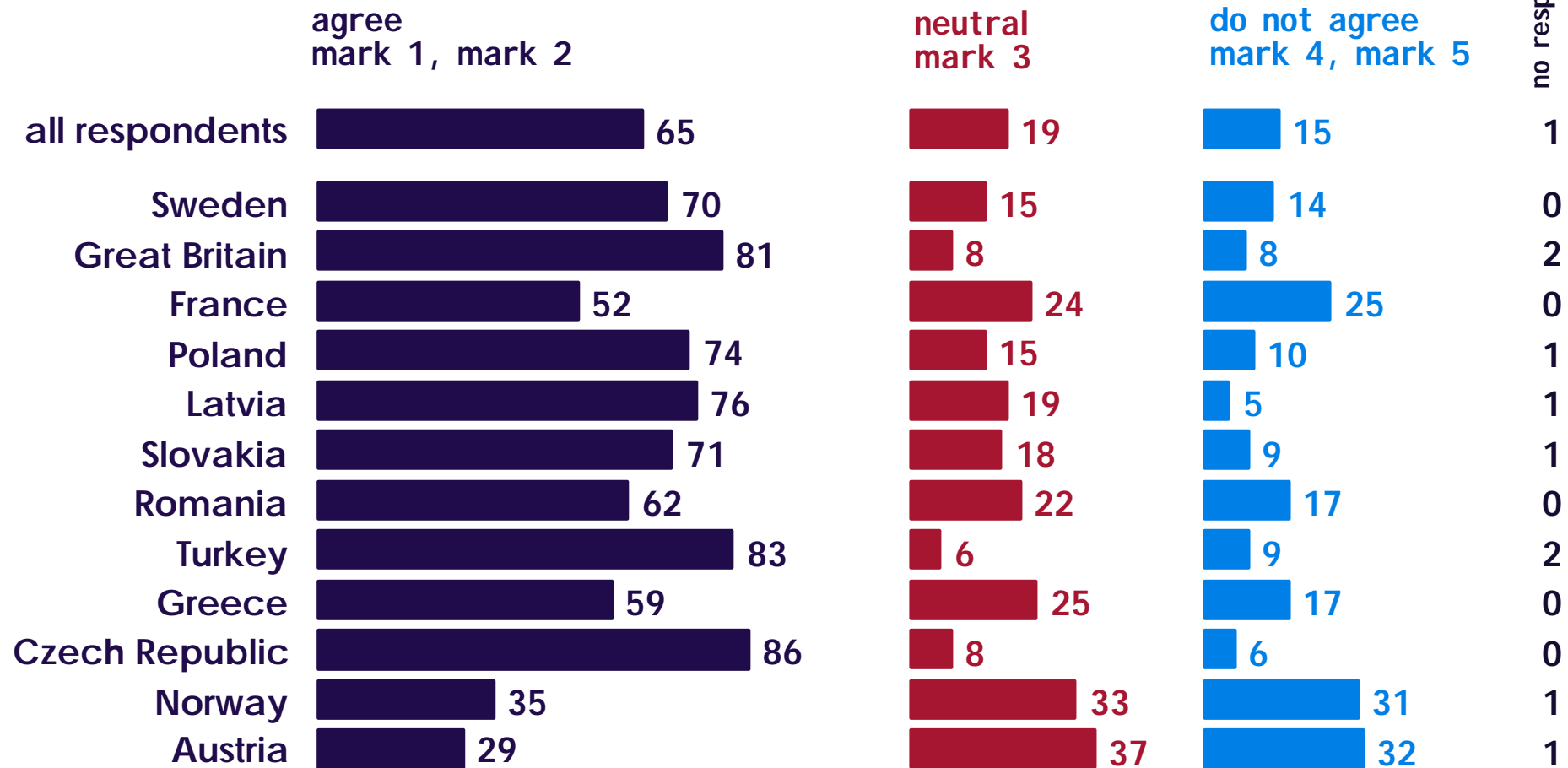
PAGE 12



ACTIVITIES TO BE ALLOWED IN FORESTS - SUSTAINABLE TOURISM

Question: When you think of forests in protected areas (such as National parks) what activities should be allowed in your view (1 = totally agree, 5 = do not agree at all)

SUSTAINABLE TOURISM SHOULD BE ALLOWED -



results in percent

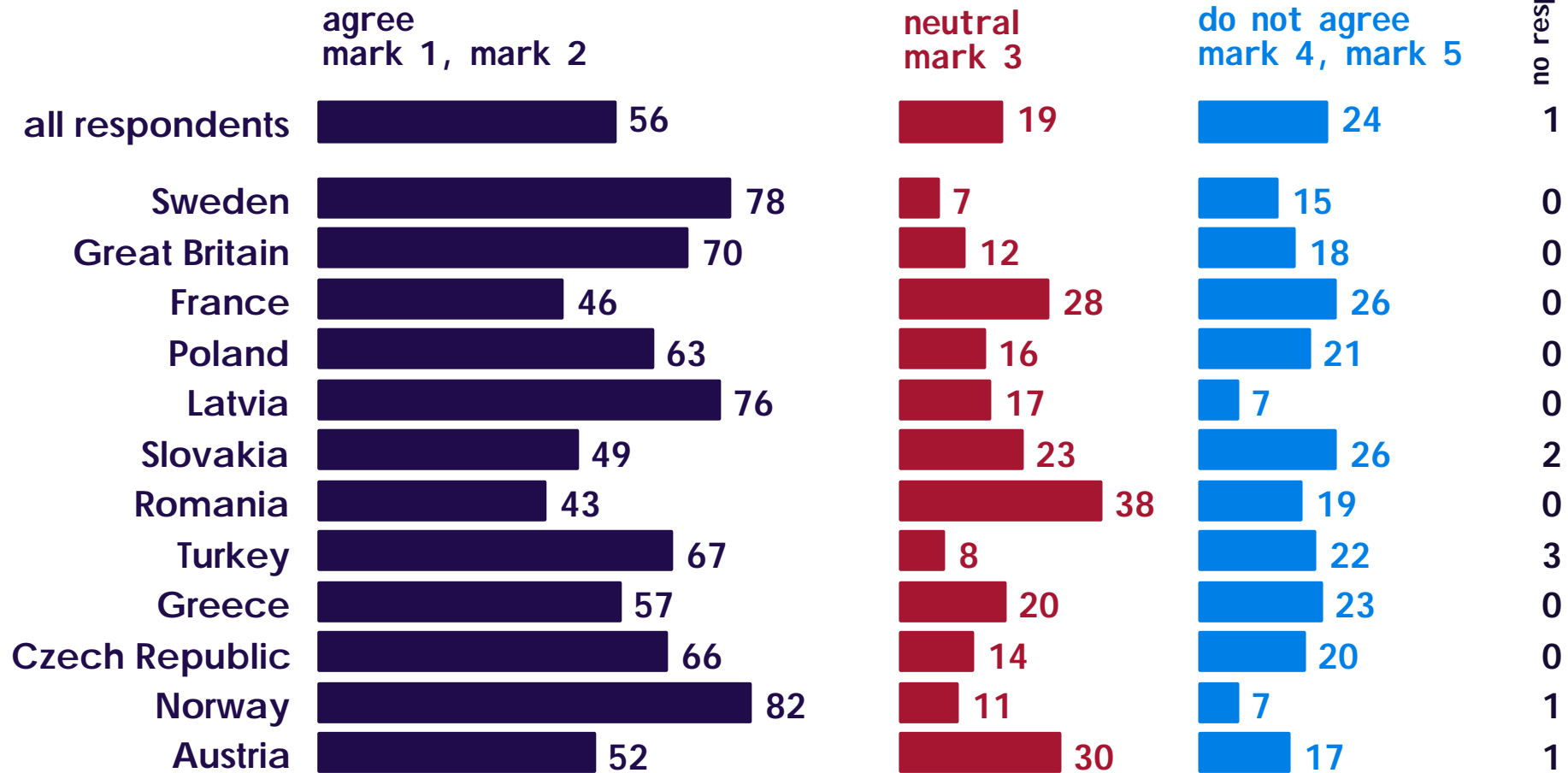
project P.B126.0302.P5.T:

telephone project research representative of the population of 12 european countries aged of 15 years and older; n= 6000 interviews, in February/March 2003, maximum statistical bias ± 1,30 percent

ACTIVITIES TO BE ALLOWED IN FORESTS - COLLECTING FRUITS, MUSHROOMS AND BERRIES

Question: When you think of forests in protected areas (such as National parks) what activities should be allowed in your view (1 = totally agree, 5 = do not agree at all)

COLLECTING FRUITS, MUSHROOMS AND BERRIES SHOULD BE ALLOWED -



results in percent

project P.B126.0302.P5.T:

telephone project research representative of the population of 12 european countries aged of 15 years and older; n= 6000 interviews, in February/March 2003, maximum statistical bias ± 1,30 percent

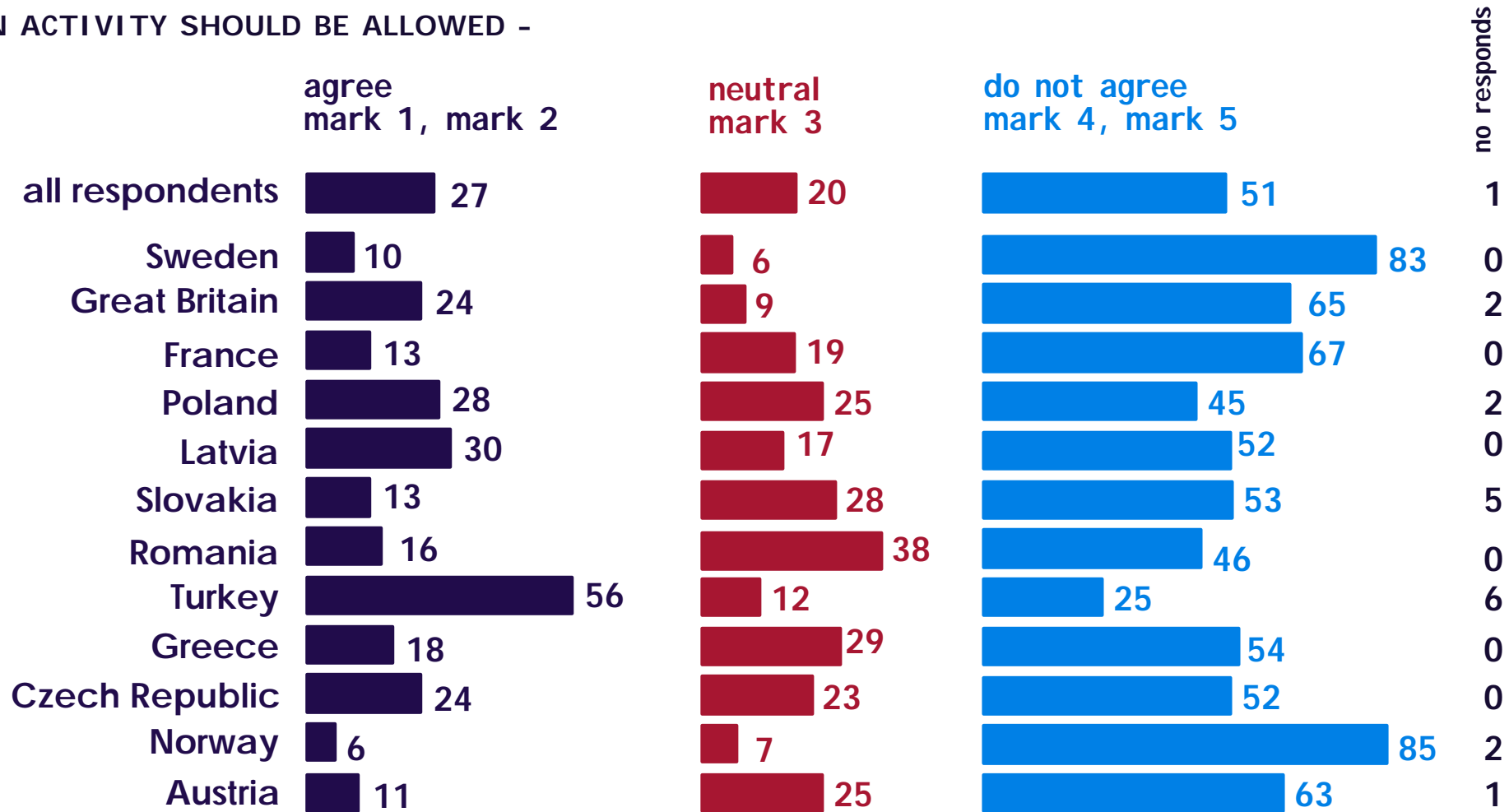
PAGE 14



ACTIVITIES TO BE ALLOWED IN FORESTS - NO HUMAN ACTIVITY

Question: When you think of forests in protected areas (such as National parks) what activities should be allowed in your view (1 = totally agree, 5 = do not agree at all)

NO HUMAN ACTIVITY SHOULD BE ALLOWED -



results in percent

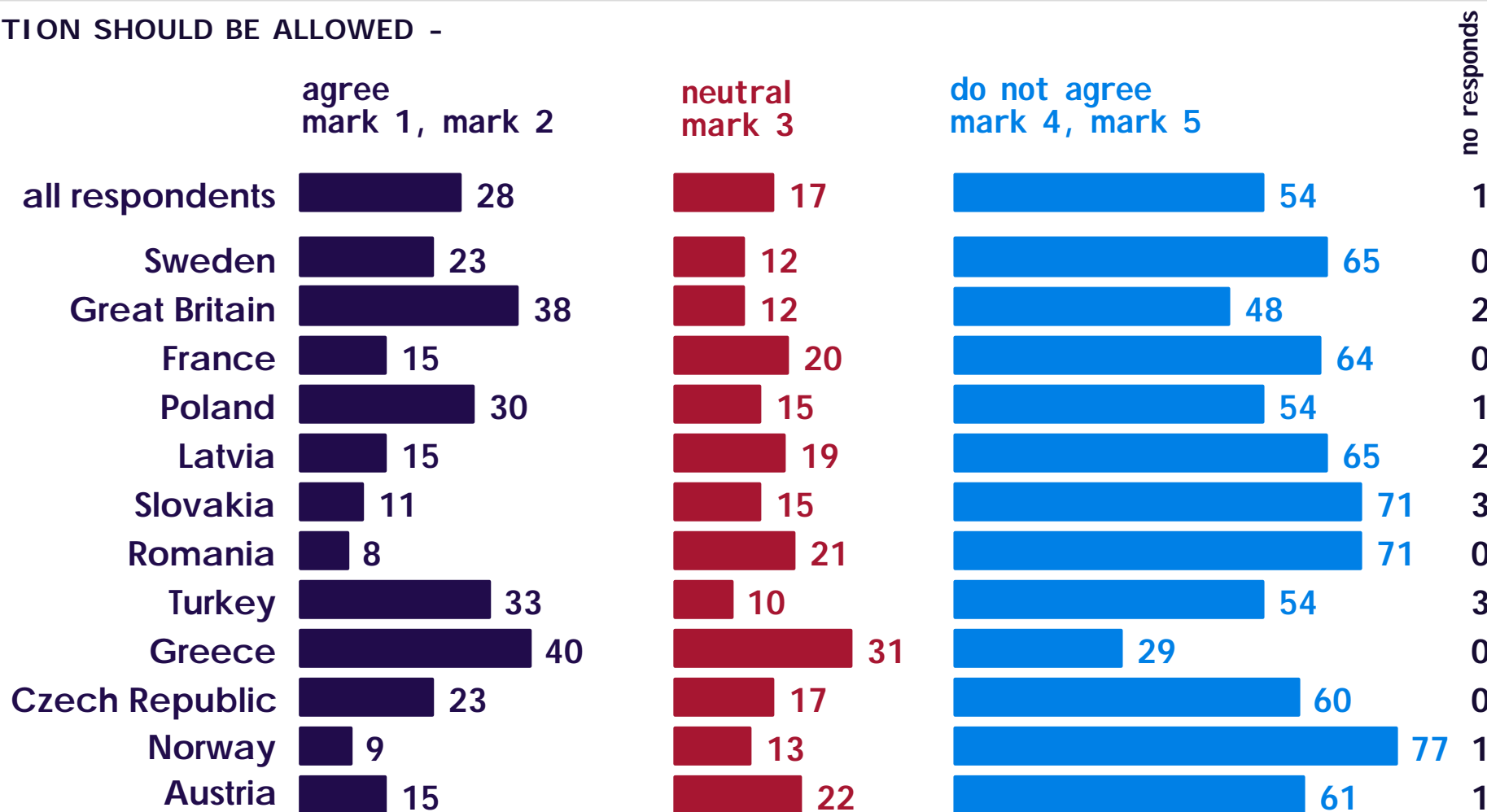
project P.B126.0302.P5.T:

telephone project research representative of the population of 12 european countries aged of 15 years and older; n= 6000 interviews, in February/March 2003, maximum statistical bias \pm 1,30 percent

ACTIVITIES TO BE ALLOWED IN FORESTS - CONSTRUCTION (SUCH AS ROADS, DAMS, INFRASTRUCTURE)

Question: When you think of forests in protected areas (such as National parks) what activities should be allowed in your view (1 = totally agree, 5 = do not agree at all)

CONSTRUCTION SHOULD BE ALLOWED -



results in percent

project P.B126.0302.P5.T:

telephone project research representative of the population of 12 european countries aged of 15 years and older; n= 6000 interviews, in February/March 2003, maximum statistical bias \pm 1,30 percent

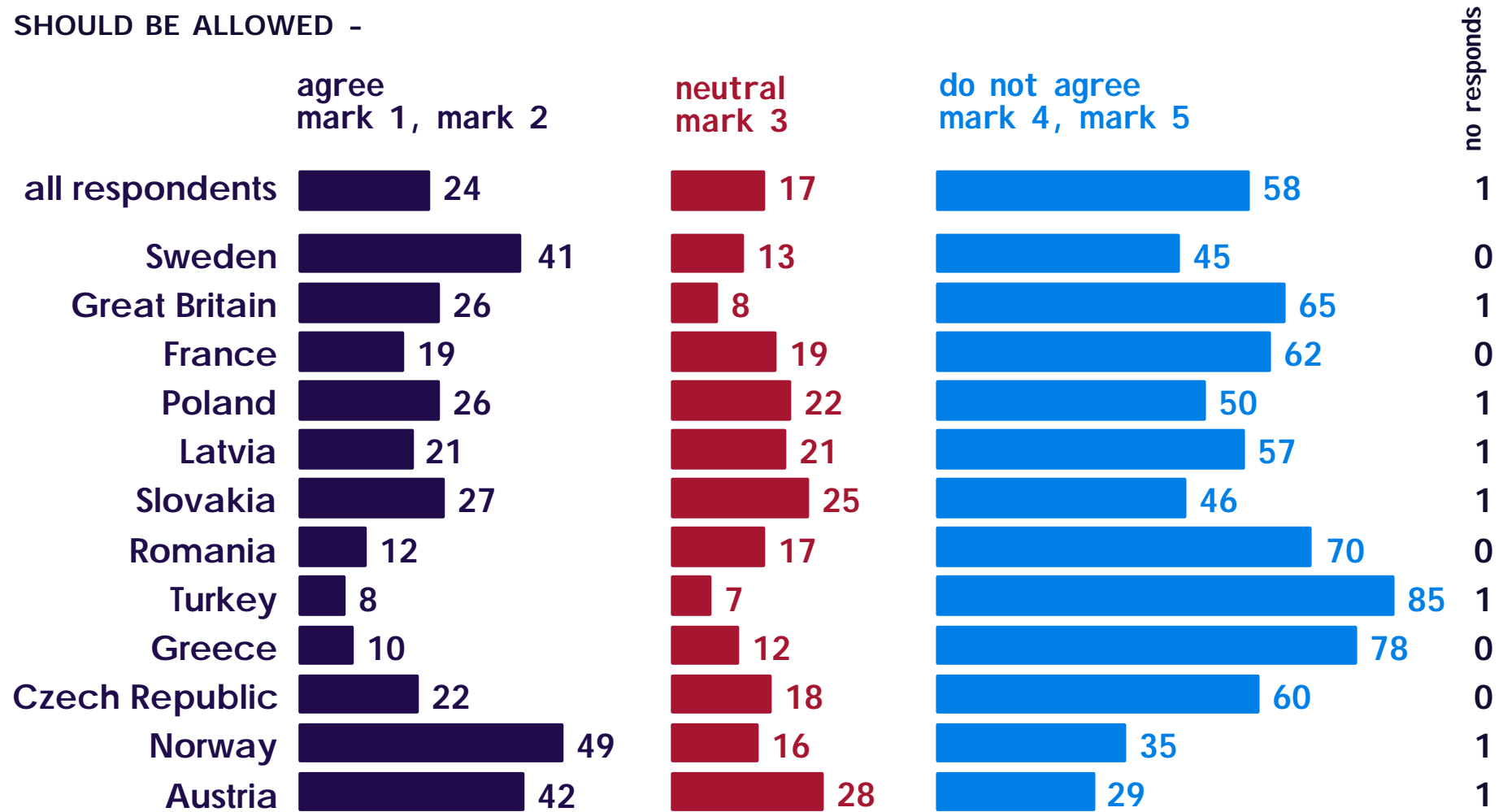
PAGE 16



ACTIVITIES TO BE ALLOWED IN FORESTS - HUNTING

Question: When you think of forests in protected areas (such as National parks) what activities should be allowed in your view (1 = totally agree, 5 = do not agree at all)

HUNTING SHOULD BE ALLOWED -



results in percent

project P.B126.0302.P5.T:

telephone project research representative of the population of 12 european countries aged of 15 years and older; n= 6000 interviews, in February/March 2003, maximum statistical bias \pm 1,30 percent

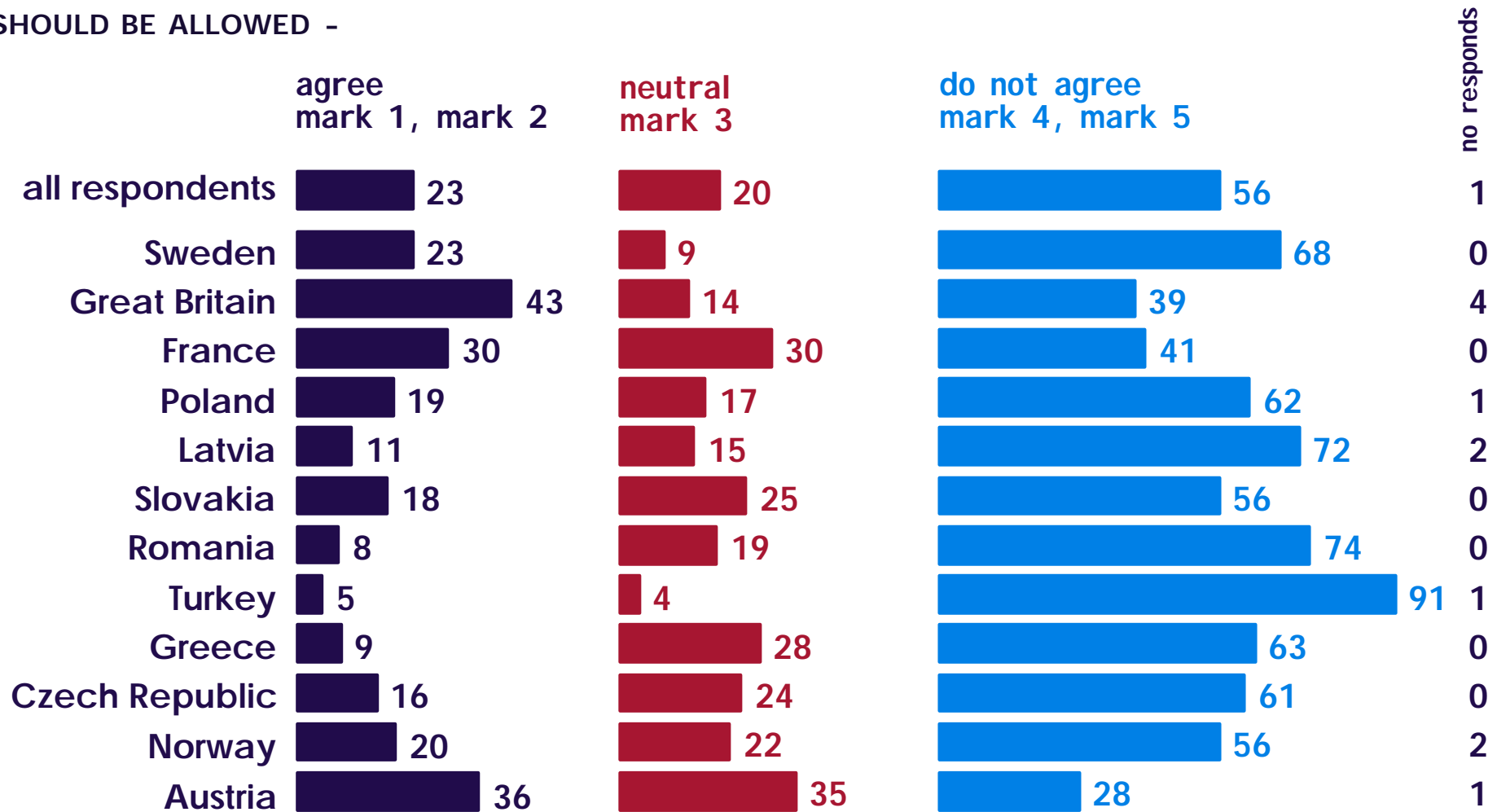
PAGE 17



ACTIVITIES TO BE ALLOWED IN FORESTS - LOGGING

Question: When you think of forests in protected areas (such as National parks) what activities should be allowed in your view (1 = totally agree, 5 = do not agree at all)

LOGGING SHOULD BE ALLOWED -



results in percent

PAGE 18

project P.B126.0302.P5.T:

telephone project research representative of the population of 12 european countries aged of 15 years and older; n= 6000 interviews, in February/March 2003, maximum statistical bias \pm 1,30 percent

